

# new products from

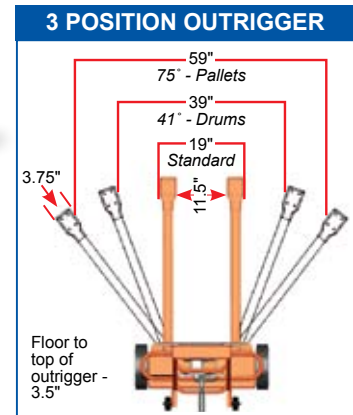

# WESCO®

Industrial Products, Inc.

## TRIPLE TRUCK



ACCEPTS 3 ATTACHMENTS AND FEATURES ADJUSTABLE ANGLE OUTRIGGERS



■ **Accepts 3 attachments. No tools necessary to install or remove:**

- **Drum Lifter - Wesco Patented Gator-Grip** lifts drums from top for greater safety. No need for the operator to touch the drum to raise, transport and lower drum. Works with most standard rim 30, 55, & 85 gal. steel, fiber, and poly drums.
- **Adjustable Width Forks** (6" to 19½") - useful for small pallets, skids, etc.
- **Slip-On Platform** (28½" d x 21¼") - installs over forks. Ideal for transporting cartons or irregularly shaped objects.

■ **3-angle outrigger adjusts with lever - no tools needed.**

- Standard setting – outriggers are straight out.
- 41 degrees – allows drums to be lifted or lowered to ground.
- 75 degrees – allows cargo to be placed on, or removed from, the corner of a pallet.

■ Outrigger angle can be changed, even when fully loaded.

■ High-gear ratio winch permits easy lifting with minimal effort.

■ Convenient foot-operated wheel lock for increased safety.

■ Mid-frame loading wheels allow unit to be tilted into pick-up truck bed with minimal effort.

■ Spring-loaded quick-connect winch handle may be reversed for storage.

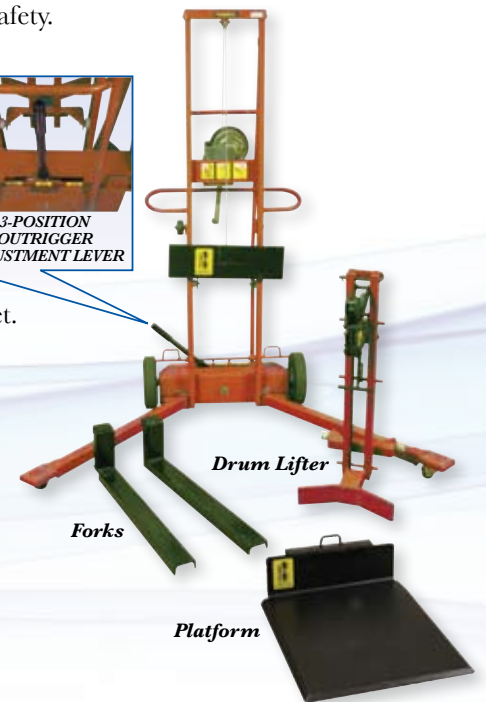
■ 10" solid rubber rear wheels, 2" front swivel casters.

■ 750 lb capacity.

■ **Patent pending design.**

■ **1-year warranty.**

■ Frame and attachments sold separately.



	Part #	Model #	Weight	Lift Height /Lowered Height	Overall Dimensions	Capacity	
ATTACHMENTS	Frame Only*	261160	TTF	209 lbs	N/A	30" W x 52 1/4" D x 70 3/4" H	750 lbs
	Gator Grip Drum Handler	261161	TTF-GG	39 lbs	69" / 28.75" †	16" W x 12" D x 33" H	750 lbs
	Forks (2) (Adj. 6"-20 1/4"W)	261162	TTF-AF	31 lbs	62" / 4"	3" W x 26 3/4" D	750 lbs
	Platform**	261163	TTF-P	28 lbs	62.125" / 5"	21 1/4" W x 28 1/8" D	750 lbs

\* Frame cannot be used alone. One or more attachments required.

\*\* Platform must be used with forks.

† As measured from ground to top of drum.

# WESCO® HEAVY DUTY VENDING MACHINE TRUCKS



**1,800 LB  
CAPACITY  
FRONT WHEEL  
LOCK**

**Part# 230072**  
*Eccentric or Auto  
Rewind Tightener*



**Part# 230074**  
*Auto Rewind  
Tightener Only*

- **WHEEL LOCK FEATURE STANDARD:** Front wheels have wheel locks to allow truck to be placed in upright position without the danger of the truck rolling away from operator. Wheel lock is activated by a conveniently located lever at top of truck.



- In transport position load rests on (2) 10" aluminum hub moldon rubber wheels and (2) 5" poly hub moldon rubber front wheels.
- Rear main wheel design allows truck to be tilted back to clear doorways. Especially useful with tall vending machines or other tall cargo.
- Available in 72" and 78" heights.
- 2 webbed cargo belts with eccentric tighteners for maximum load security.
- Constructed of heavy duty 1" diameter steel tubing.
- Noseplate - 9" x 24" x 1/4" thick.

## HEAVY DUTY APPLIANCE TRUCK

### WHEEL LOCK FEATURE STANDARD

- Dynamic fulcrum system – fulcrum point changes as truck is tilted to decrease break-over effort.
- Conveniently located lever releases rear carriage and activates dynamic fulcrum system.
- 10" aluminum hub main wheels, 6" rear swivel casters.
- Folding rear carriage allows truck to be used in 2-wheel or 4-wheel mode.
- Available in 72" and 78" heights.
- 2 webbed cargo belts with ratchet tighteners for maximum load security.
- Constructed of heavy duty 1" diameter steel tubing.
- Noseplate - 5" x 24" x 1/4".



**1,800 LB  
CAPACITY**

**Part# 230076**



	HEAVY DUTY VENDING TRUCKS						HEAVY DUTY APPLIANCE TRUCKS	
Part Number	230070	230071	230072	230073	230074	230075	230076	230077
Model Number	HDVT-72-EC	HDVT-72	HDVT-78-EC	HDVT-78	HDSV-72	HDSV-78	WRV-MAX-72	WRV-MAX-78
Capacity	1,800 lbs	1,800 lbs	1,800 lbs	1,800 lbs	1,800 lbs	1,800 lbs	1,800 lbs	1,800 lbs
Ratchet Type	Eccentric	Auto Rewind	Eccentric	Auto Rewind	Auto Rewind	Auto Rewind	Auto Rewind	Auto Rewind
Belt Type	1 piece	2 piece w/clasp	1 piece	2 piece w/clasp	2 piece w/clasp	2 piece w/clasp	2 piece w/clasp	2 piece w/clasp
Main Wheel	10" x 2"	10" x 2"	10" x 2"	10" x 2"	10" x 2"	10" x 2"	10" x 2"	10" x 2"
Support Wheel	5" x 1.5"	5" x 1.5"	5" x 1.5"	5" x 1.5"	5" x 1.5"	5" x 1.5"	6" caster	6" caster
Weight	137 lbs	137 lbs	142 lbs	142 lbs	126 lbs	129 lbs	120 lbs	130 lbs

## FOLDING HANDLE SCISSORS LIFT TABLE

### NEW 11" lowered height models.

- Folding handle lays flat on table top.
- Chrome plated handle and foot pedal.
- Lever release handle.
- Moldon polyurethane wheels with locking swivel casters.
- Foot operated pump.



**Part# 260207**

Part Number	260207	260208
Model Number	SLT-660-11	SLT-1100-11
Capacity	660 lbs	1,100 lbs
Table Size	20" x 32"	20" x 32"
Raised Height	35"	35"
Lowered Height	11"	11"
Caster Size	5"	5"
Weight	165 lbs	187 lbs

## LONG FORK PALLET TRUCK

- **2 year pump warranty.**
- Pump, load wheels and steering wheels same as dependable CPI model.
- Overload bypass.
- Rubber-coated handle.
- 7" moldon polyurethane steering wheels.
- 3" moldon polyurethane load wheels.
- **70" long forks.**



**Part# 272701**



**3,300 LB  
CAPACITY**

**Part# 273289**

## HEAVY DUTY ELECTRIC PALLET TRUCK

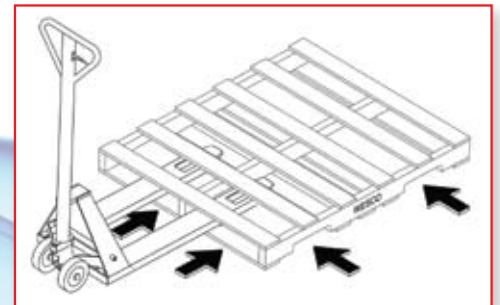
- **1 year pump warranty.**
- Manual lift.
- Lowered/raised fork height: 3" / 7".
- 7.25" x 2" polyurethane drive wheel.
- 3" polyurethane load wheels.
- Speed: 2.80 mph under load.
- 2 batteries - 24V 38Ah.
- 24 volt 8 amp charger.
- 62" turning radius.
- **2,200 lb capacity models also available:**  
27" x 48" - **Part #273286.**  
20.5" x 48" - **Part #273288** (Available December 2010).

## 4-WAY PALLET TRUCK

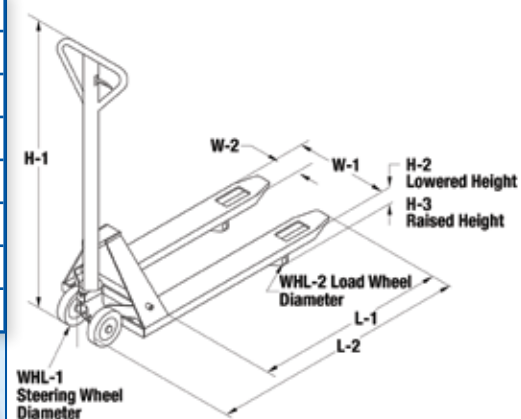
- **3 year pump warranty.**
- Overload bypass.
- Reinforced forks.
- Rubber coated handle.
- 101° steering.
- **Can enter pallet from all 4 sides.**
- Adjustable fork connecting rods.
- Steel 1.70" load wheels wheels.
- 6" polyurethane steering wheels.



**Part# 273400**



Part Number	272701	273400	273289
Model Number	PT70	4WPT	SEPT3.3
Capacity	4,460 lbs	4,000 lbs	<b>3,300 lbs</b>
W-1 x L-1	27" x 70"	33" x 44"	27" x 48"
W2 / L2	6" / 86"	6.75" / 59"	6" / 69"
WHL-1 / WHL-2	3" / 8"	6" / 1.7"	7" / 3"
H-1 / H-2 / H-3	49" / 3.3" / 8"	47" / 1.75" / 6"	54" / 3" / 7"
Weight	308 lbs	241 lbs	452 bs





Forks released.

Forks locked.

## Tilting and Folding Fork Hand Truck

- Folding fork 4"W x 12"L.
- Hinged forks slide under cargo. Standing truck upright locks forks allowing load to be lifted.
- Foot pedal releases forks.
- Wheel guards.
- Folded depth 13".
- Stack height 49".
- 10" x 2.5" moldon rubber cast iron wheel.

Part Number	210479
Model Number	TFT
Capacity	1,000 lbs
Wheel	10" Moldon Rubber
Weight	83.5 lbs



## Foldable Maintenance Platform

- Fork Pockets: 7.75"W x 3.5"H. Centers: 26".
- Optional caster set #272572, 13.2 lbs. (4) 4" x 1.5" moldon polyurethane swivel casters.

Part Number	272571
Capacity	600 lbs
Deck Size	27" x 37" I.D.
Weight	220 lbs

## Thrifty Plate Aluminum Tread Platform Trucks - Commercial & Light Duty Models (Imported)

- Commercial model structural capacity of any size platform not to exceed 2,400 lbs. Light duty model structural capacity of any size platform not to exceed 1,800 lbs.
- Platforms and casters sold separately.
- Casters determine capacity.
- Non-marking gray corner bumpers.



2,400 lb maximum load



1,800 lb maximum load

### COMMERCIAL MODEL

- Platform top to top of handle - 32".
- Replacement Corner Bumper Option - **Part # 273611** (includes 4 bumpers + hardware).
- 24" Extra Push Handle - **Part # 273609**.
- 30" Extra Push Handle - **Part # 273610**.

### LIGHT DUTY MODEL

- Platform top to top of handle - 27.625".
- Replacement Corner Bumper Option - **Part # 273616** (includes 4 bumpers + hardware).
- 24" Extra Push Handle - **Part # 273614**.
- 30" Extra Push Handle - **Part # 273615**.

Part Number	273601	273602	273603	273604	273605	273606	273607	273608
Model Number	CQ2436	CQ2448	CQ3048	CQ3060	LD2436	LD2448	LD3048	LD3060
Capacity	NOT TO EXCEED 2,400 LBS				NOT TO EXCEED 1,800 LBS			
Platform	24" x 36"	24" x 48"	30" x 48"	30" x 60"	24" x 36"	24" x 48"	30" x 48"	30" x 60"
Weight	28 lbs	36 lbs	43 lbs	53 lbs	19 lbs	23 lbs	28 lbs	34 lbs



## CASTER OPTIONS FOR THRIFTY PLATE PLATFORM TRUCKS - Each Caster Set includes 2 rigid, 2 swivel casters.

Part Number	273612	273613	172244	172245
Capacity	2,000 lbs	2,400 lbs	1,200 lbs	1,500 lbs
Wheel Size	6" x 2"	8" x 2"	8" x 2.5"	10" x 3.5"
Wheel Type	Moldon Rubber Aluminum Hub	Moldon Rubber Aluminum Hub	Full Pneumatic Zinc Steel Hub	Full Pneumatic Zinc Steel Hub
Weight	26 lbs per set	28 lbs per set	28 lbs per set	37 lbs per set



Distributed by:

P.O. Box 47, Lansdale, PA 19446-0047  
 Phone: 215-699-7031  
 Fax: 215-699-3836  
<http://www.wescomfg.com>

For more details on this equipment or for information regarding any of the products available from WESCO Industrial products, Inc., please contact your authorized dealer.

Part #159243